

Single-Pin HV-Connectors

SERIES-100 / Type SB 130



GES Electronic & Service GmbH

www.ges-electronic.com

info@ges-electronic.de

Tel.: +49 (0)811 / 541 548 - 0

Fax: +49 (0)811 / 541 548 - 99

 Made in Germany

PROPERTIES	VALUE	STANDARD
General properties		
Number of contacts	1	
Termination technique	screw / solder	
Mounting (device side)	central flange	
Flammability	HB / V-0 (POM / PTFE)	UL 94
Electrical properties		
Testing voltage DC	45 kV	
Operating voltage DC	30 kV	IEC 60664-1
Operating voltage AC (eff., 60Hz)	21 kV	IEC 60664-1
Material group insulation	1	IEC 60664-1
Pollution degree	2	IEC 60664-1
Current carrying capacity	25 A	IEC 60512-3, Test 4a
Contact resistance	300 $\mu\Omega$	IEC 60512-2, Test 2a
Insulation resistance	10 ¹⁶ Ω (contact to housing)	IEC 60512-2, Test 3a
Climatical properties		
Lower temperature	-20 °C / -50 °C * (POM / PTFE)	
Upper temperature	+100 °C / +200 °C * (POM / PTFE)	
Mechanical properties		
Mating- / unmating force (contacts)	5,5 N / 4 N	IEC 60512-7, Test 13b
Mating cycles	\geq 100T	
Materials		
Insulation sleeves	POM / PTFE * (white)	
Contacts	Cu-alloy	
Contact plating	Ag / Au *	
Housing	Al, nickel plated	

CONTACTS & CABLES	VALUE	STANDARD
HV-Contacts		
Contact diameter	2,5 mm	
Max. outer diameter - male	2,3 mm	
Max. outer diameter - female	1,6 mm (solder) / 2,5 mm (cable lug)	
Diameter - wire gauge	max. 3 mm ²	
HV-Cables		
Suitable cable type	screened (Coax) or unshielded	
Max. outer diameter - screened	7 - 14 mm *	
Max. outer diameter - unshielded	10 mm	
Max. inner insulation diameter	10 mm	

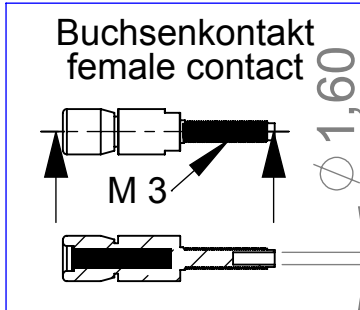
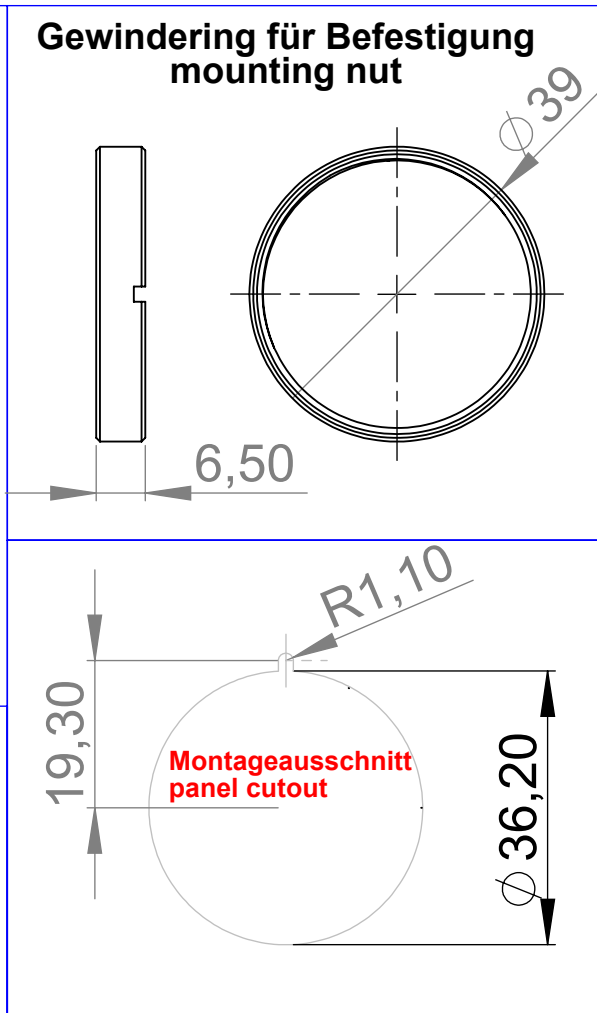
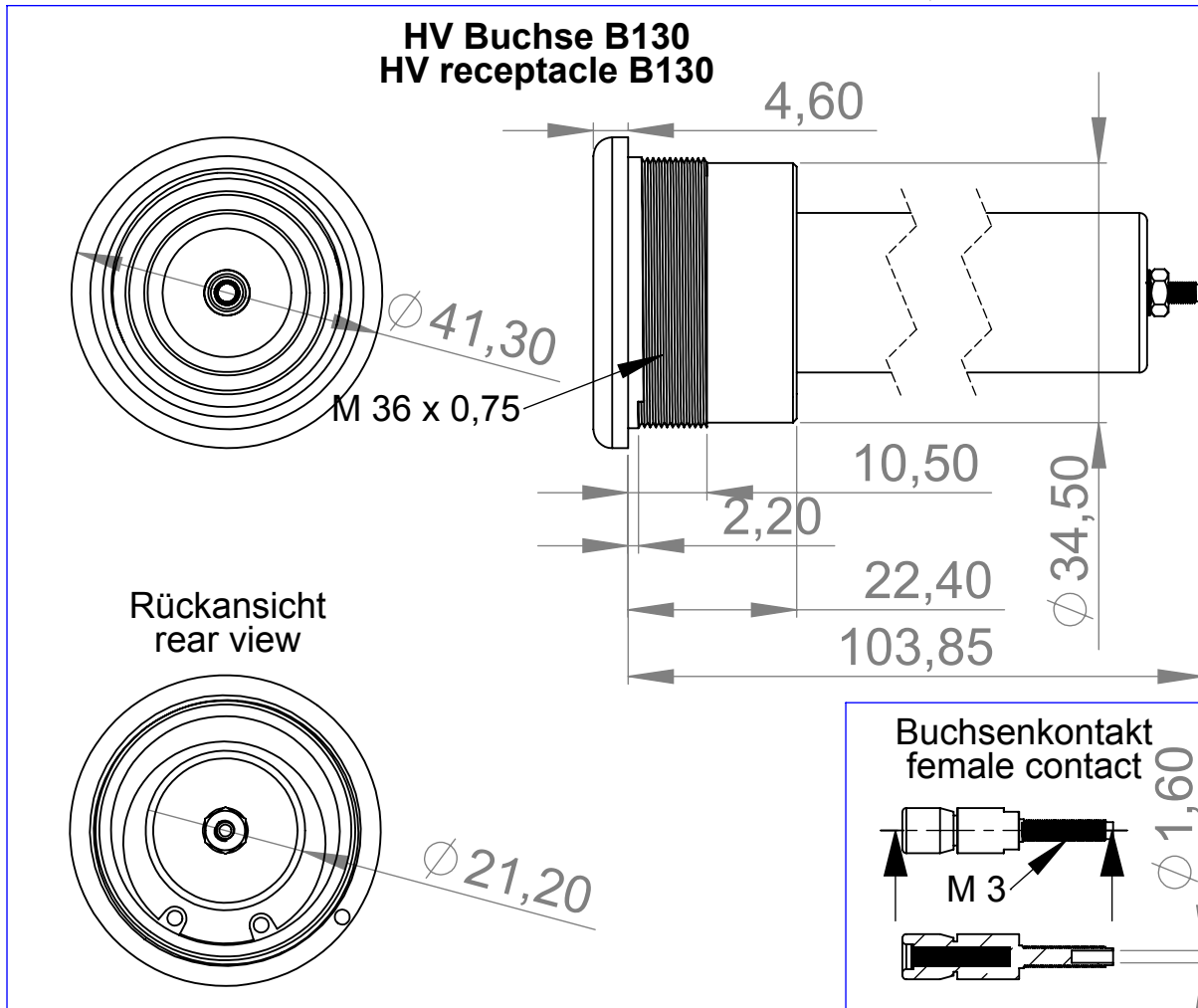
Technical subject to change without prior notice | state of revision 0709 | * dependent on type and assembly variant

TESTING ADVICE: Ratings listed in this table apply to clean connector pairs in standard atmospheric conditions. No warranty or merchantability or fitness for a particular purpose is made and all customers must test each component to determine that it meets their operating and reliability requirements. When connectors are used in an adverse environment, other than stated - such as high temperature, humidity, pollution content, extreme mechanical exposure etc. - the connector should be derated.

SECURITY ADVICE: Please be aware that design, installation and inspection of machinery and devices carrying high voltage urgently require accordingly trained and qualified personnel. Improper handling of high voltage can mean severe injuries or even death and may cause serious collateral damage!

Copying of this document and giving it to others and the use or communication of the contents thereof, are forbidden without express authority. Offenders are liable to the payment of damages. All rights reserved in the event of the grant of a patent or the registration of the utility model or design.

Weitergabe sowie Vervielfältigung dieser Unterlage, Verwertung und Mitteilung ihres Inhaltes nicht gestattet, soweit nicht ausdrücklich zugestanden. Zuwiderhandlungen verpflichten zu Schadensersatz. Alle Rechte für den Fall der Patentierung oder Gebrauchsmuster-Eintragung vorbehalten



UNLESS OTHERWISE SPECIFIED: DIMENSIONS ARE IN MILLIMETERS SURFACE FINISH: TOLERANCES: LINEAR: ANGULAR:			FINISH:		DEBUR AND BREAK SHARP EDGES		DO NOT SCALE DRAWING		REVISION		
	NAME	SIGNATURE	DATE				TITLE: HV BUCHSE B 130 HV socket B 130				
DRAWN	Ammon		21.05.10				DWG NO. B 130				
CHK'D							A4				
APPV'D							WEIGHT:				
MFG							SCALE:1:1				
Q.A							SHEET 1 OF 1				

GES