

High Voltage Ceramic Capacitors (over 10kV)

(Part Number) **DH** **S** **4E** **4D** **142** **K** **L2** **B**
 ① ② ③ ④ ⑤ ⑥ ⑦ ⑧

① Product ID

Product ID	
DH	High Voltage Ceramic Capacitors (over 10kV)

② Series Category

Code	Contents
S	Mold Type

First three digits of part number (①Product ID and ②Series Category) express "Series Name".

③ Temperature Characteristics

Code	Temp. Char.	Cap. Change or Temp. Coeff.	Temp. Range
F4	Z5V	+22%, -82%	+10 to +85°C
4E	N4700	-4700±1000ppm/°C	+20 to +85°C

④ Rated Voltage

Code	Rated Voltage
4A	DC10kV
4C	DC15kV
4D	DC20kV
4F	DC30kV
4G	DC40kV

⑤ Capacitance

Expressed by three figures. The unit is pico-farad (pF). The first and second figures are significant digits, and the third figure expresses the number of zeros which follow the two numbers.

⑥ Capacitance Tolerance

Code	Capacitance Tolerance
K	±10%
M	±20%
Z	+80%, -20%

⑦ Body Diameter and Terminal Type

Code	Body Diameter	Terminal Type
C2	20mm	ISO M4, P0.7 Tapped Holes (Metric Screw Thread)
D2	24mm	
H2	30mm	
L2	38mm	
N2	43mm	
R2	52mm	
T2	60mm	No.8-32, NC-2B Tapped Holes (Inch Screw Thread)
CX	20mm	
DX	24mm	
HX	30mm	
LX	38mm	
RX	52mm	
TX	60mm	

⑧ Packaging

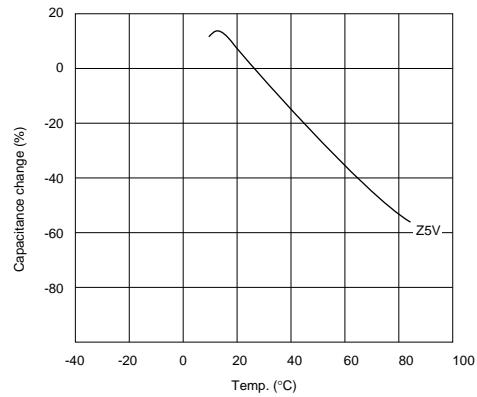
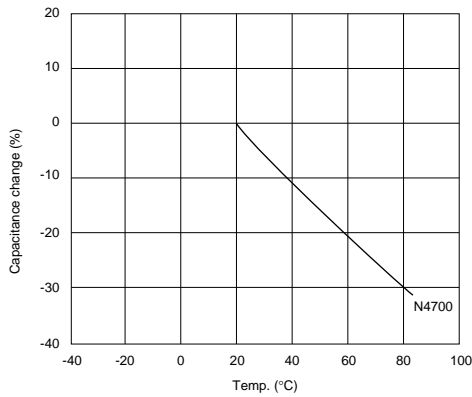
Code	Packaging
B	Bulk

Note • This PDF catalog is downloaded from the website of Murata Manufacturing co., Ltd. Therefore, it's specifications are subject to change or our products in it may be discontinued without advance notice. Please check with our sales representatives or product engineers before ordering.
 • This PDF catalog has only typical specifications because there is no space for detailed specifications. Therefore, please approve our product specifications or transact the approval sheet for product specifications before ordering.

High Voltage Ceramic Capacitors (10-40kV)


1
Capacitors

● Typical Example of Temperature Characteristics



High Voltage Ceramic Capacitors (10-40kV)

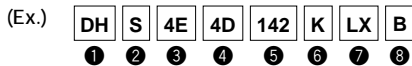
DHS Series



in mm

Operating Temp. Range -20°C to +85°C

● Part number configuration (Please see page 26 for details)



●DHS N4700 Series

Part Number	Capacitance (pF)	Capacitance Tolerance (%)	DC Rated Voltage (kV)	Dimensions (mm)			Terminal Type (Screw Thread Type)			
				D	L	H				
DHS4E4A561KC2B	560	±10	10	20	16	12	ISO M4, P0.7 (Metric Screw Thread)			
DHS4E4A122KH2B	1200			30						
DHS4E4A282KL2B	2800			38						
DHS4E4A502KR2B	5000			52						
DHS4E4A802KT2B	8000			60						
DHS4E4A561MCXB	560	±20		20				16	12	No.8-32, NC-2B (Inch Screw Thread)
DHS4E4A122MHXB	1200			30						
DHS4E4A282MLXB	2800			38						
DHS4E4A502MRXB	5000			52						
DHS4E4A802MTXB	8000			60						
DHS4E4C371KC2B	370	±10	15	20	18	14	ISO M4, P0.7 (Metric Screw Thread)			
DHS4E4C112KH2B	1100			30						
DHS4E4C192KL2B	1900			38						
DHS4E4C342KR2B	3400			52						
DHS4E4C532KT2B	5300			60						
DHS4E4C371MCXB	370	±20		20			18	14	No.8-32, NC-2B (Inch Screw Thread)	
DHS4E4C112MHXB	1100			30						
DHS4E4C192MLXB	1900			38						
DHS4E4C342MRXB	3400			52						
DHS4E4C532MTXB	5300			60						
DHS4E4D281KC2B	280	±10	20	20	24	20			ISO M4, P0.7 (Metric Screw Thread)	
DHS4E4D881KH2B	880			30						
DHS4E4D142KL2B	1400			38						
DHS4E4D252KR2B	2500			52						
DHS4E4D402KT2B	4000			60						
DHS4E4D281MCXB	280	±20		20			24	20	No.8-32, NC-2B (Inch Screw Thread)	
DHS4E4D881MHXB	880			30						
DHS4E4D142MLXB	1400			38						
DHS4E4D252MRXB	2500			52						
DHS4E4D402MTXB	4000			60						
DHS4E4F191KC2B	190	±10	30	20	28	24			ISO M4, P0.7 (Metric Screw Thread)	
DHS4E4F591KH2B	590			30						
DHS4E4F941KL2B	940			38						
DHS4E4F172KR2B	1700			52						
DHS4E4F272KT2B	2700			60						
DHS4E4F191MCXB	190	±20		20			28	24	No.8-32, NC-2B (Inch Screw Thread)	
DHS4E4F591MHXB	590			30						
DHS4E4F941MLXB	940			38						
DHS4E4F172MRXB	1700			52						
DHS4E4F272MTXB	2700			60						
DHS4E4G141KC2B	140	±10	40	20	36	32			ISO M4, P0.7 (Metric Screw Thread)	
DHS4E4G441KH2B	440			30						
DHS4E4G701KL2B	700			38						
DHS4E4G132KR2B	1300			52						
DHS4E4G202KT2B	2000			60						
DHS4E4G141MCXB	140	±20		20			36	32	No.8-32, NC-2B (Inch Screw Thread)	
DHS4E4G441MHXB	440			30						
DHS4E4G701MLXB	700			38						
DHS4E4G132MRXB	1300			52						
DHS4E4G202MTXB	2000			60						

△Note • This PDF catalog is downloaded from the website of Murata Manufacturing co., Ltd. Therefore, it's specifications are subject to change or our products in it may be discontinued without advance notice. Please check with our sales representatives or product engineers before ordering.
 • This PDF catalog has only typical specifications because there is no space for detailed specifications. Therefore, please approve our product specifications or transact the approval sheet for product specifications before ordering.

● DHS Z5V Series

Part Number	Capacitance (pF)	Capacitance Tolerance (%)	DC Rated Voltage (kV)	Dimensions (mm)			Terminal Type (Screw Thread Type)
				D	L	H	
DHSF44D601ZD2B	600	+80, -20	20	24	26	24	ISO M4, P0.7 (Metric Screw Thread)
DHSF44D102ZH2B	1000			30			
DHSF44D242ZN2B	2400			43			
DHSF44D332ZR2B	3300			52			
DHSF44D482ZT2B	4800			60			
DHSF44D601ZDXB	600			24			
DHSF44D102ZHXB	1000			30			No.8-32, NC-2B (Inch Screw Thread)
DHSF44D242ZNXB	2400			43			
DHSF44D332ZRXB	3300			52			
DHSF44D482ZTXB	4800			60			
DHSF44F461ZD2B	460			24			
DHSF44F781ZH2B	780			30			
DHSF44F182ZN2B	1800		43	ISO M4, P0.7 (Metric Screw Thread)			
DHSF44F252ZR2B	2500		52				
DHSF44F362ZT2B	3600		60				
DHSF44F461ZDXB	460		24				
DHSF44F781ZHXB	780		30		No.8-32, NC-2B (Inch Screw Thread)		
DHSF44F182ZNXB	1800		43				
DHSF44F252ZRXB	2500		52				
DHSF44F362ZTXB	3600		60				
DHSF44G341ZD2B	340		24				
DHSF44G571ZH2B	570		30				
DHSF44G132ZN2B	1300		43	ISO M4, P0.7 (Metric Screw Thread)			
DHSF44G192ZR2B	1900		52				
DHSF44G272ZT2B	2700	60					
DHSF44G341ZDXB	340	24					
DHSF44G571ZHXB	570	30	No.8-32, NC-2B (Inch Screw Thread)				
DHSF44G132ZNXB	1300	43					
DHSF44G192ZRXB	1900	52					
DHSF44G272ZTXB	2700	60					

● Applications

- Lasers
- High Voltage DC power supplies