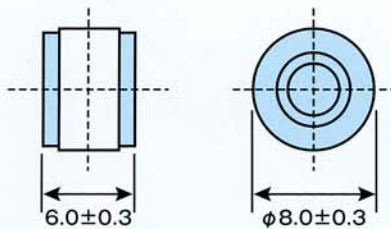


Y08U and Y08UZ Series

168 2L80V

Part Number	Standard P/N	Model A	Y08U-75A	Y08U-90A	Y08UZ-145A	Y08UZ-230A	Y08UZ-250A	Y08UZ-300A	Y08UZ-350A	Y08UZ-400A	Y08UZ-470A	Y08UZ-600A	Y08UZ-800A
		Model B	Y08U-75B	Y08U-90B	Y08UZ-145B	Y08UZ-230B	Y08UZ-250B	Y08UZ-300B	Y08UZ-350B	Y08UZ-400B	Y08UZ-470B	Y08UZ-600B	Y08UZ-800B
	UL Approved P/N See Note3	Model A	U-1A	U-2A	U-3A	U-4A	U-5A	U-6A	U-7A	U-8A	U-9A	U-10A	U-11A
		Model B	U-1B	U-2B	U-3B	U-4B	U-5B	U-6B	U-7B	U-8B	U-9B	U-10B	U-11B
DC Sparkover Voltage	100V/s		75V±20%	90V±20%	145V±15%	230V±15%	250V±15%	300V±15%	350V±15%	400V±15%	470V±15%	600V±15%	800V±15%
Impulse Sparkover Voltage	100V/μs		≤500V	≤500V	≤500V	≤600V	≤600V	≤700V	≤700V	≤700V	≤700V	≤800V	≤1,000V
	1kV/μs		≤700V	≤700V	≤700V	≤750V	≤800V	≤850V	≤850V	≤850V	≤850V	≤1,000V	≤1,200V
Insulation Resistance	See Note.1		≥10,000MΩ	≥10,000MΩ	≥10,000MΩ	≥10,000MΩ	≥10,000MΩ	≥10,000MΩ	≥10,000MΩ	≥10,000MΩ	≥10,000MΩ	≥10,000MΩ	≥10,000MΩ
Capacitance	1MHz		≤1.0pF	≤1.0pF	≤1.0pF	≤1.0pF	≤1.0pF	≤1.0pF	≤1.0pF	≤1.0pF	≤1.0pF	≤1.0pF	≤1.0pF
DC Holdover Voltage	See Note.2		≤52V	≤52V	≤80V	≤135V	≤135V	≤150V	≤150V	≤150V	≤150V	≤150V	≤150V
Impulse Life	10/1000μs, 500A		300times	300times	300times	300times	300times	500times	500times	500times	500times	500times	500times
Impulse Discharge Current. 8/20μs	Single		10kA	10kA	10kA	10kA	10kA	10kA	10kA	10kA	10kA	10kA	10kA
	Repeat 10 times (5 times each polarity)		5kA	5kA	5kA	5kA	5kA	5kA	5kA	5kA	5kA	5kA	5kA
	Single, 9 Cycles		65A	65A	65A	65A	65A	65A	65A	65A	65A	65A	65A
AC Discharge Current. 50Hz	Repeat 1 sec.		10A, 5times	10A, 5times	10A, 5times	10A, 5times	10A, 10times	10A, 10times	10A, 10times	10A, 10times	10A, 10times	10A, 10times	10A, 10times

Model A: Without Leads




Body: Nickel Plated

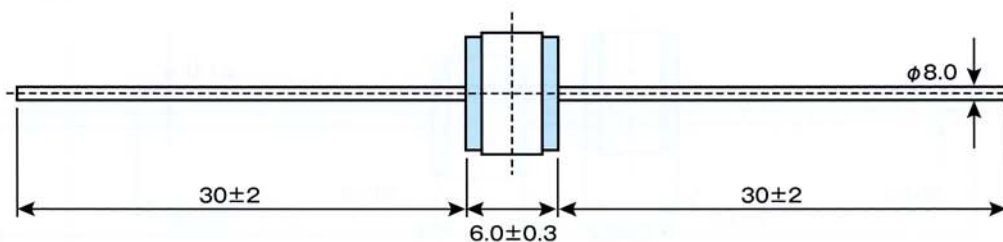
Leads: Tin Plated

Unit Weight: 1.3g

Units: mm



Model B: With Leads



Electrodes: Nickel Plated

Leads: Tin Plated

Unit Weight: 1.6g

Units: mm

Note:

1. Insulation Resistance shall be measured with the following voltages for each nominal DC Sparkover Voltage.

Nominal DC Sparkover Voltage	Measuring Voltage
75 - 145V	DC 50V
230 - 400V	DC 100V
470 - 800V	DC 250V

2. DC Holdover Voltage shall be measured in accordance with the ITU-T K.12, Test Circuit or the IEEE C62.31-1987 Test Circuit.

3. Recognized under UL497B, File Number E140906